


Name: _____

Cut out the words at the bottom. Put together the sentence.

Glue the words. Draw a picture to show the sentence. Write the sentence.



--	--	--	--	--




©www.freewordwork.com

apples	.	I	the	picked
--------	---	---	-----	--------

Name: _____

Cut out the words at the bottom. Put together the sentence.

Glue the words. Draw a picture to show the sentence. Write the sentence.



--	--	--	--	--





©www.freewordwork.com

wore	.	I	my	jacket
------	---	---	----	--------

Name: _____

Cut out the words at the bottom. Put together the sentence.

Glue the words. Draw a picture to show the sentence. Write the sentence.



--	--	--	--	--





©www.freewordwork.com

the	Let's	!	count	apples
-----	-------	---	-------	--------

Name: _____

Cut out the words at the bottom. Put together the sentence.

Glue the words. Draw a picture to show the sentence. Write the sentence.



--	--	--	--	--	--




©www.freewordwork.com

orchard	The	is	open	.	apple
---------	-----	----	------	---	-------

Name: _____

Cut out the words at the bottom. Put together the sentence.

Glue the words. Draw a picture to show the sentence. Write the sentence.



--	--	--	--	--	--	--





©www.freewordwork.com

apple juice	you	or	?	Do	apple cider	want
----------------	-----	----	---	----	----------------	------

Name: _____

Cut out the words at the bottom. Put together the sentence.

Glue the words. Draw a picture to show the sentence. Write the sentence.



--	--	--	--	--	--	--




©www.freewordwork.com

an	We	.	bake	will	pie	apple
----	----	---	------	------	-----	-------

Name: _____

Cut out the words at the bottom. Put together the sentence.

Glue the words. Draw a picture to show the sentence. Write the sentence.



--	--	--	--	--	--	--





©www.freewordwork.com

love	!	I	fall	you	Do	?
------	---	---	------	-----	----	---

Name: _____

Cut out the words at the bottom. Put together the sentence.

Glue the words. Draw a picture to show the sentence. Write the sentence.



--	--	--	--	--	--	--



©www.freewordwork.com

best	apple	make	I	.	pies	the
------	-------	------	---	---	------	-----